



## Clothes lockers


### A secure place for clothing and shoes

Lista clothes lockers, also known as changing room lockers, clothes cabinets or lockers, are the ideal solution for the storage of clothing in many fields including industry and trade and the service, sports and leisure sectors.



#### Well-thought-out ventilation system

The ventilation slots located on the front and bottom of the housing ensure permanent circulation of air in the locker. Door specifications with an individual hole pattern are also available on request.



#### Versatile locking systems

Cylinder locks, locking systems for padlocks, combination locks, deposit locks and key systems are possible as required.



#### Optional accessories

The accessories programme includes benches, shoe racks, name and number plates, towel holders and more besides. Thanks to the extensive Lista range, the installation can be flexibly adapted to individual requirements.

## i Benefits

- Individual special specifications such as housing with an inclined top or ventilation ducts for on-site forced ventilation
- Carefully welded sheet steel construction
- Key Lock locking system

Lista clothes lockers are a good and safe storage option for clothing and shoes. Everything is customisable thanks to the accessories.



Cabinet systems

**Note**

Also available with shortened centre partition and continuous hat shelf on request. Storage of full face helmets possible.



**Colours**

Pre-configured cabinets: housing in light grey, RAL 7035.  
 Freely configurable cabinets: Housing available in 12 standard colours.  
 Doors generally available in 12 standard colours.  
 When ordering, please use the desired three-digit colour code (instead of XXX). Customised colours on request.

➤ For colour information see bookmark or fold-out



# Clothes lockers

**Preconfigured cabinets** without a substructure, each including 1 lockable compartment, for placement on bases



Art. no. **94.536.010**  
Light blue, RAL 5012

## i Features

- Doors are flush with the cabinet housing, opening angle approx. 110°
- Hinge pins mounted in plastic for low-noise operation
- Key Lock (separately lockable); for further locking options see individual configuration
- Preconfigured cabinets: Housing in light grey, RAL 7035, durable powder coating, freely configurable cabinets: Housing available in 12 standard colours
- Hat shelf colour: similar to light grey, RAL 7035
- Specification according to DIN 4547 – 2011

## i Design diversity

- Housing heights: 1700, 1800, 1850, 1900, 1950 mm; housing widths: 600, 800, 900, 1200 mm; housing depth: 500 mm.
- Choice of: single or double compartments, top inclination 20%, without a substructure for placement on bases, with 150 mm high legs (galvanised, powder coated in housing colour), with 100 mm high base, with ventilation slots on the front (galvanised, powder coated in housing colour)
- Single- and/or double-leaf solid sheet doors, flush-fitting, surface plain or with perforated field for additional ventilation

## H ↑ 1700 mm Without substructure, flat top



- 2 x 300 mm
- 2 hat shelves
- 2 clothes rails, each with 3 sliding coat hooks
- 2 towel holders



- 3 x 300 mm
- 3 hat shelves
- 3 clothes rails, each with 3 sliding coat hooks
- 3 towel holders



- 4 x 300 mm
- 4 hat shelves
- 4 clothes rails, each with 3 sliding coat hooks
- 4 towel holders

**Cabinets, compartment: W 300 mm**, single-leaf solid sheet doors, 1 lockable compartment

W → mm	Number of compartments	Compartment width mm	Door specification	Cylinder lock		Rotary knob safety lock		Locking mechanism	
				Art. no.		Art. no.		Art. no.	
600	2	300	Plain	<b>94.414.XXX</b>		<b>94.413.XXX</b>		<b>94.412.XXX</b>	
900	3	300	Plain	<b>94.405.XXX</b>		<b>94.404.XXX</b>		<b>94.403.XXX</b>	
1200	4	300	Plain	<b>94.417.XXX</b>		<b>94.416.XXX</b>		<b>94.415.XXX</b>	
600	2	300	Perforated	<b>94.531.XXX</b>		<b>94.530.XXX</b>		<b>94.529.XXX</b>	
900	3	300	Perforated	<b>94.534.XXX</b>		<b>94.533.XXX</b>		<b>94.532.XXX</b>	
1200	4	300	Perforated	<b>94.537.XXX</b>		<b>94.536.XXX</b>		<b>94.535.XXX</b>	



**D ↗ 500 mm**
**H ↑ 1700 / 1800 mm** Without a substructure, flat top


- 2 x 300 mm
- 2 hat shelves
- 2 clothes rails, each with 3 sliding coat hooks
- 2 towel holders



- 4 x 300 mm
- 4 hat shelves
- 4 clothes rails, each with 3 sliding coat hooks
- 4 towel holders

**Cabinets, compartment: W 300 mm**, single-leaf solid sheet doors, 1 lockable compartment

W → mm	Number of compartments	Compartment width mm	Door specification	Cylinder lock		Rotary knob safety lock		Locking mechanism	
				Art. no.		Art. no.		Art. no.	
600	2	300	Plain	97.201.XXX		97.376.XXX		97.209.XXX	
1200	4	300	Plain	97.203.XXX		97.378.XXX		97.211.XXX	
600	2	300	Perforated	97.205.XXX		97.379.XXX		97.213.XXX	
1200	4	300	Perforated	97.207.XXX		97.381.XXX		97.215.XXX	

**Colours**

With preconfigured cabinets housing in light grey, RAL 7035.

**H ↑ 1700 mm** Without substructure, flat top


- 2 x 400 mm
- 2 hat shelves
- 2 clothes rails, each with 3 sliding coat hooks
- 2 towel holders



- 3 x 400 mm
- 3 hat shelves
- 3 clothes rails, each with 3 sliding coat hooks
- 3 towel holders

**Cabinets, compartment: W 400 mm**, single-leaf solid sheet doors, 1 lockable compartment

W → mm	Number of compartments	Compartment width mm	Door specification	Cylinder lock		Rotary knob safety lock		Locking mechanism	
				Art. no.		Art. no.		Art. no.	
800	2	400	Plain	94.420.XXX		94.419.XXX		94.418.XXX	
1200	3	400	Plain	94.411.XXX		94.410.XXX		94.409.XXX	
800	2	400	Perforated	94.543.XXX		94.542.XXX		94.541.XXX	
1200	3	400	Perforated	94.546.XXX		94.545.XXX		94.544.XXX	



# Clothes lockers

## Pre-configured cabinets with base and 1 lockable compartment

**H ↑ 1800 mm** With 100 mm high base, flat top



2 x 300 mm  
2 hat shelves  
2 clothes rails, each with 3 sliding coat hooks  
2 towel holders



3 x 300 mm  
3 hat shelves  
3 clothes rails, each with 3 sliding coat hooks  
3 towel holders



4 x 300 mm  
4 hat shelves  
4 clothes rails, each with 3 sliding coat hooks  
4 towel holders

**Cabinets, compartment: W 300 mm**, single-leaf solid sheet doors, 1 lockable compartment

W → mm	Number of compartments	Compartment width mm	Door specification	Cylinder lock		Rotary knob safety lock		Locking mechanism	
				Art. no.		Art. no.		Art. no.	
600	2	300	Plain	94.426.XXX		94.425.XXX		94.424.XXX	
900	3	300	Plain	94.429.XXX		94.428.XXX		94.427.XXX	
1200	4	300	Plain	94.432.XXX		94.431.XXX		94.430.XXX	
600	2	300	Perforated	94.552.XXX		94.551.XXX		94.550.XXX	
900	3	300	Perforated	94.555.XXX		94.554.XXX		94.553.XXX	
1200	4	300	Perforated	94.558.XXX		94.557.XXX		94.556.XXX	

**H ↑ 1800/1900 mm** With 100 mm high base, inclined top



2 x 300 mm  
2 hat shelves  
2 clothes rails, each with 3 sliding coat hooks  
2 towel holders



4 x 300 mm  
4 hat shelves  
4 clothes rails, each with 3 sliding coat hooks  
4 towel holders

**Cabinets, compartment: W 300 mm**, single-leaf solid sheet doors, 1 lockable compartment

W → mm	Number of compartments	Compartment width mm	Door specification	Cylinder lock		Rotary knob safety lock		Locking mechanism	
				Art. no.		Art. no.		Art. no.	
600	2	300	Plain	97.217.XXX		97.382.XXX		97.225.XXX	
1200	4	300	Plain	97.219.XXX		97.384.XXX		97.227.XXX	
600	2	300	Perforated	97.221.XXX		97.385.XXX		97.229.XXX	
1200	4	300	Perforated	97.223.XXX		97.387.XXX		97.231.XXX	



**D ↗ 500 mm**

**H ↑ 1800 mm** With 100 mm high base, flat top



- 2 x 400 mm
- 2 hat shelves
- 2 clothes rails, each with 3 sliding coat hooks
- 2 towel holders



- 3 x 400 mm
- 3 hat shelves
- 3 clothes rails, each with 3 sliding coat hooks
- 3 towel holders

**Cabinets, compartment: W 400 mm, single-leaf solid sheet doors, 1 lockable compartment**

W → mm	Number of compartments	Compartment width mm	Door specification	Cylinder lock		Rotary knob safety lock		Locking mechanism	
				Art. no.		Art. no.		Art. no.	
800	2	400	Plain	<b>94.438.XXX</b>		<b>94.437.XXX</b>		<b>94.436.XXX</b>	
1200	3	400	Plain	<b>94.441.XXX</b>		<b>94.440.XXX</b>		<b>94.439.XXX</b>	
800	2	400	Perforated	<b>94.564.XXX</b>		<b>94.563.XXX</b>		<b>94.562.XXX</b>	
1200	3	400	Perforated	<b>94.567.XXX</b>		<b>94.566.XXX</b>		<b>94.565.XXX</b>	

**Colours**

With preconfigured cabinets housing in light grey, RAL 7035.

**➤** For bases see page 754



Art. no. **94.557.080**  
Pigeon grey, NCS S 4502-B

**i Tip**



**Base makes cleaning simpler**  
The closed base border on the floor makes it easy to clean changing room areas.

# Clothes lockers

## Pre-configured cabinets

With legs and 1 lockable compartment

**H ↑ 1850 mm** With 150 mm high legs, flat top



2 x 300 mm  
2 hat shelves  
2 clothes rails, each with 3 sliding coat hooks  
2 towel holders




3 x 300 mm  
3 hat shelves  
3 clothes rails, each with 3 sliding coat hooks  
3 towel holders



4 x 300 mm  
4 hat shelves  
4 clothes rails, each with 3 sliding coat hooks  
4 towel holders

**Cabinets, compartment: W 300 mm**, single-leaf solid sheet doors, 1 lockable compartment

W → mm	Number of compartments	Compartment width mm	Door specification	Cylinder lock		Rotary knob safety lock		Locking mechanism	
				Art. no.		Art. no.		Art. no.	
600	2	300	Plain	94.447.XXX		94.446.XXX		94.445.XXX	
900	3	300	Plain	94.450.XXX		94.449.XXX		94.448.XXX	
1200	4	300	Plain	94.453.XXX		94.452.XXX		94.451.XXX	
600	2	300	Perforated	94.573.XXX		94.572.XXX		94.571.XXX	
900	3	300	Perforated	94.576.XXX		94.575.XXX		94.574.XXX	
1200	4	300	Perforated	94.579.XXX		94.578.XXX		94.577.XXX	



Art. no.  
**97.393.070**  
Ruby red,  
RAL 3003


### i Tip



Laminar cylinder lock



Rotary knob safety lock



Locking mechanism

#### Flexible lock selection

Laminar cylinder lock: low-priced and adequate locking option without further accessories.

Rotary knob safety lock: protects the cabinet door from vandalism when the lock is over-twisted by force action.

Locking mechanism: low-cost locking option, however, the cabinet user is responsible for the lock and key.

Coin deposit lock: suitable for short-time users, possible on request.





**D ↗ 500 mm**

**H ↑ 1850 / 1950 mm** With 150 mm high legs, inclined top



- 2 x 300 mm
- 2 hat shelves
- 2 clothes rails, each with 3 sliding coat hooks
- 2 towel holders



- 4 x 300 mm
- 4 hat shelves
- 4 clothes rails, each with 3 sliding coat hooks
- 4 towel holders

**Cabinets, compartment: W 300 mm**, single-leaf solid sheet doors, 1 lockable compartment

W → mm	Number of compartments	Compartment width mm	Door specification	Cylinder lock		Rotary knob safety lock		Locking mechanism	
				Art. no.		Art. no.		Art. no.	
600	2	300	Plain	97.233.XXX		97.388.XXX		97.241.XXX	
1200	4	300	Plain	97.235.XXX		97.390.XXX		97.243.XXX	
600	2	300	Perforated	97.237.XXX		97.391.XXX		97.245.XXX	
1200	4	300	Perforated	97.239.XXX		97.393.XXX		97.247.XXX	

**Colours**

With preconfigured cabinets housing in light grey, RAL 7035.

**H ↑ 1850 mm** With 150 mm high legs, flat top



- 2 x 400 mm
- 2 hat shelves
- 2 clothes rails, each with 3 sliding coat hooks
- 2 towel holders



- 3 x 400 mm
- 3 hat shelves
- 3 clothes rails, each with 3 sliding coat hooks
- 3 towel holders

**Cabinets, compartment: W 400 mm**, single-leaf solid sheet doors, 1 lockable compartment

W → mm	Number of compartments	Compartment width mm	Door specification	Cylinder lock		Rotary knob safety lock		Locking mechanism	
				Art. no.		Art. no.		Art. no.	
800	2	400	Plain	94.459.XXX		94.458.XXX		94.457.XXX	
1200	3	400	Plain	94.462.XXX		94.461.XXX		94.460.XXX	
800	2	400	Perforated	94.585.XXX		94.584.XXX		94.583.XXX	
1200	3	400	Perforated	94.588.XXX		94.587.XXX		94.586.XXX	

# Clothes lockers

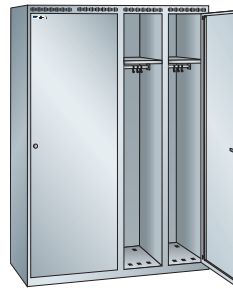
**Preconfigured cabinets** without a substructure,  
2 lockable compartments each, for placement on bases

**D**  **500 mm**

**H**  **1700 mm** Without substructure, flat top







2 x 300 mm  
2 hat shelves  
2 clothes rails, each with  
3 sliding coat hooks  
2 towel holders



4 x 300 mm  
4 hat shelves  
4 clothes rails, each with  
3 sliding coat hooks  
4 towel holders

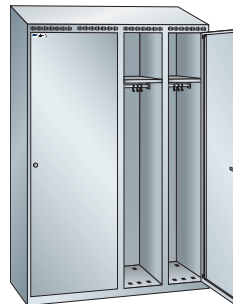
**Cabinets, compartment: W 300 mm**, single-leaf solid sheet doors, 2 lockable compartments

W  mm	Number of compartments	Compartment width mm	Door specification	Cylinder lock		Rotary knob safety lock		Locking mechanism	
				Art. no. 		Art. no. 		Art. no. 	
600	2	300	Plain	94.302.XXX		94.301.XXX		94.300.XXX	
1200	4	300	Plain	94.305.XXX		94.304.XXX		94.303.XXX	
600	2	300	Perforated	94.320.XXX		94.319.XXX		94.318.XXX	
1200	4	300	Perforated	94.323.XXX		94.322.XXX		94.321.XXX	

**H**  **1700 / 1800 mm** Without a substructure, inclined top







2 x 300 mm  
2 hat shelves  
2 clothes rails, each with  
3 sliding coat hooks  
2 towel holders



4 x 300 mm  
4 hat shelves  
4 clothes rails, each with  
3 sliding coat hooks  
4 towel holders

**Cabinets, compartment: W 300 mm**, single-leaf solid sheet doors, 2 lockable compartments

W  mm	Number of compartments	Compartment width mm	Door specification	Cylinder lock		Rotary knob safety lock		Locking mechanism	
				Art. no. 		Art. no. 		Art. no. 	
600	2	300	Plain	97.248.XXX		97.394.XXX		97.252.XXX	
1200	4	300	Plain	97.249.XXX		97.395.XXX		97.253.XXX	
600	2	300	Perforated	97.250.XXX		97.396.XXX		97.254.XXX	
1200	4	300	Perforated	97.251.XXX		97.397.XXX		97.255.XXX	



**D ↗ 500 mm**

with base, 2 lockable compartments each

**H ↑ 1800 mm** With 100 mm high base, flat top



- 2 x 300 mm
- 2 hat shelves
- 2 clothes rails, each with 3 sliding coat hooks
- 2 towel holders



- 4 x 300 mm
- 4 hat shelves
- 4 clothes rails, each with 3 sliding coat hooks
- 4 towel holders

**Cabinets, compartment: W 300 mm**, single-leaf solid sheet doors, 2 lockable compartments

W → mm	Number of compartments	Compartment width mm	Door specification	Cylinder lock		Rotary knob safety lock		Locking mechanism	
				Art. no.		Art. no.		Art. no.	
600	2	300	Plain	94.308.XXX		94.307.XXX		94.306.XXX	
1200	4	300	Plain	94.311.XXX		94.310.XXX		94.309.XXX	
600	2	300	Perforated	94.326.XXX		94.325.XXX		94.324.XXX	
1200	4	300	Perforated	94.329.XXX		94.328.XXX		94.327.XXX	

**Colours**

With preconfigured cabinets housing in light grey, RAL 7035.

**⇒** For bases see page 754

**H ↑ 1800 / 1900 mm** With 100 mm high base, inclined top



- 2 x 300 mm
- 2 hat shelves
- 2 clothes rails, each with 3 sliding coat hooks
- 2 towel holders



- 4 x 300 mm
- 4 hat shelves
- 4 clothes rails, each with 3 sliding coat hooks
- 4 towel holders

**Cabinets, compartment: W 300 mm**, single-leaf solid sheet doors, 2 lockable compartments

W → mm	Number of compartments	Compartment width mm	Door specification	Cylinder lock		Rotary knob safety lock		Locking mechanism	
				Art. no.		Art. no.		Art. no.	
600	2	300	Plain	97.256.XXX		97.398.XXX		97.260.XXX	
1200	4	300	Plain	97.257.XXX		97.399.XXX		97.261.XXX	
600	2	300	Perforated	97.258.XXX		97.400.XXX		97.262.XXX	
1200	4	300	Perforated	97.259.XXX		97.401.XXX		97.263.XXX	



# Clothes lockers


## Pre-configured cabinets with legs and 2 lockable compartments

**D**  500 mm

**H**  1850 mm With 150 mm high legs, flat top







2 x 300 mm  
2 hat shelves  
2 clothes rails, each with  
3 sliding coat hooks  
2 towel holders



4 x 300 mm  
4 hat shelves  
4 clothes rails, each with  
3 sliding coat hooks  
4 towel holders

**Cabinets, compartment: W 300 mm**, single-leaf solid sheet doors, 2 lockable compartments

W  mm	Number of compartments	Compartment width mm	Door specification	Cylinder lock		Rotary knob safety lock		Locking mechanism	
				Art. no. 		Art. no. 		Art. no. 	
600	2	300	Plain	94.314.XXX		94.313.XXX		94.312.XXX	
1200	4	300	Plain	94.317.XXX		94.316.XXX		94.315.XXX	
600	2	300	Perforated	94.332.XXX		94.331.XXX		94.330.XXX	
1200	4	300	Perforated	94.335.XXX		94.334.XXX		94.333.XXX	



Art. no. **94.335.060**  
Black, NCS S 9000-N.



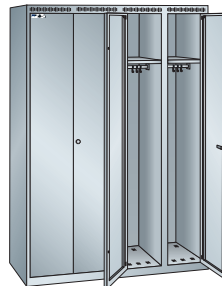
with substructure, 2 jointly lockable compartments,  
for placement on bases

**D** **500 mm**

**H** **1700 mm** Without substructure, flat top



- 2 x 300 mm
- 2 hat shelves
- 2 clothes rails, each with 3 sliding coat hooks
- 2 towel holders



- 4 x 300 mm
- 4 hat shelves
- 4 clothes rails, each with 3 sliding coat hooks
- 4 towel holders

**Cabinets, compartment: W 300 mm**, double-leaf solid sheet doors, 2 lockable compartments

W  mm	Number of compartments	Compartment width mm	Door specification	Cylinder lock		Rotary knob safety lock		Locking mechanism	
				Art. no.		Art. no.		Art. no.	
600	2	300	Plain	94.342.XXX		94.341.XXX		94.340.XXX	
1200	4	300	Plain	94.348.XXX		94.347.XXX		94.346.XXX	
600	2	300	Perforated	94.369.XXX		94.368.XXX		94.367.XXX	
1200	4	300	Perforated	94.375.XXX		94.374.XXX		94.373.XXX	

**Colours**

With preconfigured cabinets housing in light grey, RAL 7035.

For bases see page 754

**H** **1700/1800 mm** Without substructure, inclined top



- 2 x 300 mm
- 2 hat shelves
- 2 clothes rails, each with 3 sliding coat hooks
- 2 towel holders



- 4 x 300 mm
- 4 hat shelves
- 4 clothes rails, each with 3 sliding coat hooks
- 4 towel holders

**Cabinets, compartment: W 300 mm**, double-leaf solid sheet doors, 2 lockable compartments

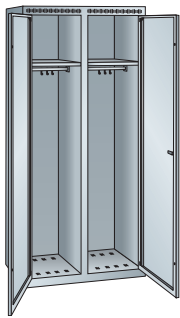
W  mm	Number of compartments	Compartment width mm	Door specification	Cylinder lock		Rotary knob safety lock		Locking mechanism	
				Art. no.		Art. no.		Art. no.	
600	2	300	Plain	97.264.XXX		97.406.XXX		97.268.XXX	
1200	4	300	Plain	97.265.XXX		97.407.XXX		97.269.XXX	
600	2	300	Perforated	97.266.XXX		97.408.XXX		97.270.XXX	
1200	4	300	Perforated	97.267.XXX		97.409.XXX		97.271.XXX	

# Clothes lockers

**Preconfigured cabinets** without substructure,  
2 jointly lockable compartments each, for placement on bases

**D** ↗ 500 mm

**H** ↑ 1700 mm Without substructure, flat top



- 2 x 400 mm
- 2 hat shelves
- 2 clothes rails, each with 3 sliding coat hooks
- 2 towel holders

**Cabinets, compartment: W 400 mm**, double-leaf solid sheet doors, 2 lockable compartments

W → mm	Number of compartments	Compartment width mm	Door specification	Cylinder lock		Rotary knob safety lock		Locking mechanism	
				Art. no.		Art. no.		Art. no.	
800	2	400	Plain	94.345.XXX		94.344.XXX		94.343.XXX	
800	2	400	Perforated	94.372.XXX		94.371.XXX		94.370.XXX	

## Colours

With preconfigured cabinets housing in light grey, RAL 7035.


➤ For bases see page 754

## i Tip



### Inclined top

Clothes lockers with an inclined top prevent undesired use of the cabinet top as shelf space.







**D** **500 mm**

with base and 2 jointly lockable compartments

**H** **1800 mm** With 100 mm high base, flat top



- 2 x 300 mm
- 2 hat shelves
- 2 clothes rails, each with 3 sliding coat hooks
- 2 towel holders



- 4 x 300 mm
- 4 hat shelves
- 4 clothes rails, each with 3 sliding coat hooks
- 4 towel holders

**Cabinets, compartment: W 300 mm, double-leaf solid sheet doors, 2 lockable compartments**

W  mm	Number of compartments	Compartment width mm	Door specification	Cylinder lock		Rotary knob safety lock		Locking mechanism	
				Art. no.		Art. no.		Art. no.	
600	2	300	Plain	94.351.XXX		94.350.XXX		94.349.XXX	
1200	4	300	Plain	94.357.XXX		94.356.XXX		94.355.XXX	
600	2	300	Perforated	94.378.XXX		94.377.XXX		94.376.XXX	
1200	4	300	Perforated	94.384.XXX		94.383.XXX		94.382.XXX	

Cabinet systems

**H** **1800 / 1900 mm** With 100 mm high base, inclined top



- 2 x 300 mm
- 2 hat shelves
- 2 clothes rails, each with 3 sliding coat hooks
- 2 towel holders



- 4 x 300 mm
- 4 hat shelves
- 4 clothes rails, each with 3 sliding coat hooks
- 4 towel holders

**Cabinets, compartment: W 300 mm, double-leaf solid sheet doors, 2 lockable compartments**

W  mm	Number of compartments	Compartment width mm	Door specification	Cylinder lock		Rotary knob safety lock		Locking mechanism	
				Art. no.		Art. no.		Art. no.	
600	2	300	Plain	97.272.XXX		97.410.XXX		97.276.XXX	
1200	4	300	Plain	97.273.XXX		97.411.XXX		97.277.XXX	
600	2	300	Perforated	97.274.XXX		97.412.XXX		97.278.XXX	
1200	4	300	Perforated	97.275.XXX		97.413.XXX		97.279.XXX	

# Clothes lockers

## Pre-configured cabinets with base and 2 jointly lockable compartments

**D**  500 mm



Art. no. **94.381.050**  
Metallic grey,  
NCS S 6502-B







**H**  1800 mm With 100 mm high base, flat top



- 2 x 400 mm
- 2 hat shelves
- 2 clothes rails, each with  
3 sliding coat hooks
- 2 towel holders

**Cabinets, compartment: W 400 mm**, double-leaf solid sheet doors, 2 lockable compartments

W  mm	Number of compartments	Compartment width mm	Door specification	Cylinder lock		Rotary knob safety lock		Locking mechanism	
				Art. no. 		Art. no. 		Art. no. 	
800	2	400	Plain	<b>94.354.XXX</b>		<b>94.353.XXX</b>		<b>94.352.XXX</b>	
800	2	400	Perforated	<b>94.381.XXX</b>		<b>94.380.XXX</b>		<b>94.379.XXX</b>	

**D** **500 mm**

with legs and 2 jointly lockable compartments

**H** **1850 mm** With 150 mm high legs, flat top



- 2 x 300 mm
- 2 hat shelves
- 2 clothes rails, each with 3 sliding coat hooks
- 2 towel holders



- 4 x 300 mm
- 4 hat shelves
- 4 clothes rails, each with 3 sliding coat hooks
- 4 towel holders

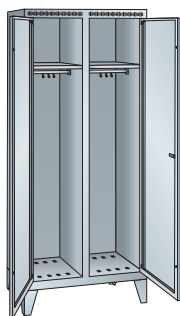
**Cabinets, compartment: W 300 mm**, double-leaf solid sheet doors, 2 lockable compartments

W	Number of compartments	Compartment width mm	Door specification	Cylinder lock		Rotary knob safety lock		Locking mechanism	
				Art. no.		Art. no.		Art. no.	
600	2	300	Plain	<b>94.360.XXX</b>		<b>94.359.XXX</b>		<b>94.358.XXX</b>	
1200	4	300	Plain	<b>94.366.XXX</b>		<b>94.365.XXX</b>		<b>94.364.XXX</b>	
600	2	300	Perforated	<b>94.387.XXX</b>		<b>94.386.XXX</b>		<b>94.385.XXX</b>	
1200	4	300	Perforated	<b>94.393.XXX</b>		<b>94.392.XXX</b>		<b>94.391.XXX</b>	

**Colours**

With preconfigured cabinets housing in light grey, RAL 7035.

**H** **1850 mm** With 150 mm high legs, flat top



- 2 x 400 mm
- 2 hat shelves
- 2 clothes rails, each with 3 sliding coat hooks
- 2 towel holders

**Cabinets, compartment: W 400 mm**, double-leaf solid sheet doors, 2 lockable compartments

W	Number of compartments	Compartment width mm	Door specification	Cylinder lock		Rotary knob safety lock		Locking mechanism	
				Art. no.		Art. no.		Art. no.	
800	2	400	Plain	<b>94.363.XXX</b>		<b>94.362.XXX</b>		<b>94.361.XXX</b>	
800	2	400	Perforated	<b>94.390.XXX</b>		<b>94.389.XXX</b>		<b>94.388.XXX</b>	



# Clothes lockers

## Cabinet housing/hinged doors for individual locking, with different locking systems



### Cabinet housing

The cabinet housing is made of high-quality, welded sheet steel and prepared for attachment of single-leaf hinged doors.

### Hinged doors (single-leaf)

The solid sheet doors have a reinforcement pocket and are folded from one piece.


The hinged doors are flush-fitting and mounted on the right. The surface is either plain or equipped with a perforated field in 8 x 8 mm for additional ventilation. A towel holder made of plastic is located on the door. The doors are flush with the cabinet housing and come with a pintle bearing assembly. Opening angle approx. 110°, with a recess for the respective locking system.



➤ For on-site forced ventilation, air valve see page 758/759



Huwil and DOM laminar cylinder lock



Rotary knob safety lock



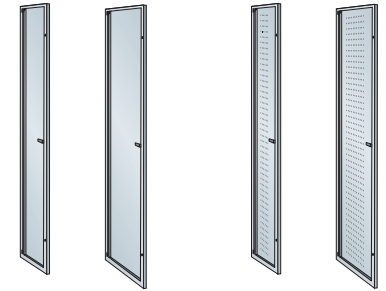
Locking mechanism



Combination lock

**D** ↗ 500 mm

<b>W</b> → Housing	mm	Clear height 1280 mm
1700	without substructure, flat top	
1700	without substructure, flat top, air valve	
1700	without substructure, inclined top	
1800	with base, flat top	
1800	with base, flat top, air valve	
1800	with base, inclined top	
1800	with legs, flat top	
1850	with legs, flat top, air valve	
1850/1950	with legs, inclined top	



Hinged doors, compartment width 300/400 mm, plain

Hinged doors, compartment width 300/400 mm, perforated

**W** → Hinged doors for compartment width mm

Door height 1600 mm

### Hinged door for cylinder lock, rotary knob safety lock, locking mechanism, coin deposit lock on request

1 door (single-leaf) excluding lock	Separately closing	Specification	Hinge pins mounted	Door
		Solid sheet	Pintle	Plain
		Solid sheet	Pintle	Perforated

### Hinged door for combination lock

1 door (single-leaf) excluding lock	Specification	Hinge pins mounted	Door
	Solid sheet	Pintle	Plain
	Solid sheet	Pintle	Perforated

### Locking systems

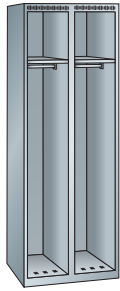
#### Separately lockable

Designation	Art. no.
Huwil laminar cylinder lock with 2 keys	11.097.000
DOM laminar cylinder lock with 2 keys	11.029.000
Rotary knob safety lock without padlock	11.032.000
Locking mechanism single-bar / on right, without padlock	11.033.000
Safe-O-Mat coin deposit lock	-

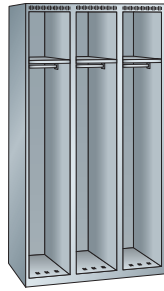
#### Combination lock

The lock is opened with a pre-set number combination which can be individually set. The combination can be changed at any time. Fastening material included.

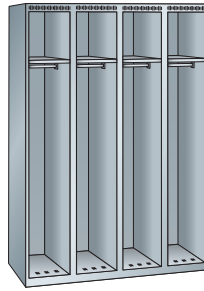
Door stop	Width mm	Height mm	Art. no.
Right	61	26	94.882.000



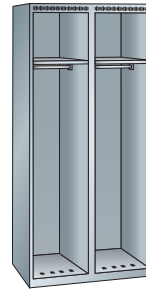
Housing **600 mm wide**  
for 2 doors (single-leaf)



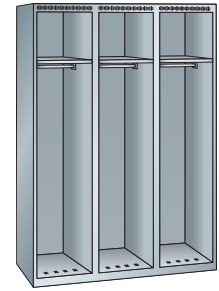
Housing **900 mm wide**  
for 3 doors (single-leaf)



Housing **1200 mm wide**  
for 4 doors (single-leaf)



Housing **800 mm wide**  
for 2 doors (single-leaf)



Housing **1200 mm wide**  
for 3 doors (single-leaf)

2 x 300		3 x 300		4 x 300		2 x 400		3 x 400	
Art. no.		Art. no.		Art. no.		Art. no.		Art. no.	
94.001.XXX		94.002.XXX		94.003.XXX		94.005.XXX		94.006.XXX	
94.029.XXX		94.030.XXX		94.031.XXX		94.033.XXX		94.034.XXX	
94.015.XXX		-		94.017.XXX		94.019.XXX		94.020.XXX	
94.036.XXX		94.037.XXX		94.038.XXX		94.040.XXX		94.041.XXX	
94.064.XXX		94.065.XXX		94.066.XXX		94.068.XXX		94.069.XXX	
94.050.XXX		-		94.052.XXX		94.054.XXX		94.055.XXX	
94.071.XXX		94.072.XXX		94.073.XXX		94.075.XXX		94.076.XXX	
94.099.XXX		94.100.XXX		94.101.XXX		94.103.XXX		94.104.XXX	
94.085.XXX		-		94.087.XXX		94.089.XXX		94.090.XXX	

300		300		300		400		400	
Art. no.		Art. no.		Art. no.		Art. no.		Art. no.	
94.200.XXX		94.200.XXX		94.200.XXX		94.201.XXX		94.201.XXX	
94.205.XXX		94.205.XXX		94.205.XXX		94.206.XXX		94.206.XXX	
94.214.XXX		94.214.XXX		94.214.XXX		94.215.XXX		94.215.XXX	
94.219.XXX		94.219.XXX		94.219.XXX		94.220.XXX		94.220.XXX	

### Master key system

Each cabinet is fitted with a unique lock, requiring a unique key. However, a masterkey/collective key will open all the locks in the master key system. A master key system (DOM) with pin tumble cylinders offers qualitative benefits and can be extended. Collective locking systems (Huwil) using laminar cylinders offer the same functions of a master key system, but with fewer lock variations. On request.

Designation	Art. no.
Cylinder lock for collective locking system, lock HS 10685 TE, make: Huwil, with 2 keys	11.099.000
Collective key, make: Huwil	11.051.000
Cylinder lock for master key system, make: DOM, with 2 keys	11.031.000
Master key, make: DOM	20.040.000

**Note:** Simultaneously locking and further locking systems on request.

**For locking systems**  
see page 118/119



### Colours

Housing and doors available in 12 standard colours. Multi-colour paint finishes also possible. When ordering, please use the desired three-digit colour code (instead of XXX). Customised colours on request.

**For colour information** see bookmark or fold-out

## Cabinet housing/hinged doors jointly locking, with different locking systems



### Cabinet housing

The cabinet housing is made of high-quality, welded sheet steel and prepared for attachment of single- or double-leaf hinged doors.

### Hinged doors

#### (single- or double-leaf)

Are suitable for housings with double compartments and are made of solid sheet including a strengthener pocket. They are folded from one piece, flush-fitting and mounted on the right/left. The surface is either plain or equipped with a perforated field in 8 x 8 mm for additional ventilation. A towel holder made of plastic is located on the door. The doors are flush with the cabinet housing and come with a pintle bearing assembly. Opening angle approx. 110°, with a recess for the respective locking system.



Hinged doors (single-/double-leaf), compartment width 300/400 mm, plain  
Hinged doors (single-/double-leaf), compartment width 300/400 mm, perforated

**D** **500 mm**

**W** **Housing** **mm**

**H** **mm** Clear height 1280 mm

<b>1700</b>	without substructure, flat top
<b>1700</b>	without substructure, flat top, air valve
<b>1700</b>	without substructure, inclined top
<b>1800</b>	with base, flat top
<b>1800</b>	with base, flat top, air valve
<b>1800</b>	with base, inclined top
<b>1800</b>	with legs, flat top
<b>1850</b>	with legs, flat top, air valve
<b>1850/1950</b>	with legs, inclined top

Number of compartments x compartment width	Hinge pins mounted	Door
Double compartment jointly lockable	Pintle	-
Double compartment jointly lockable	Pintle	-
Double compartment jointly lockable	Pintle	-
Double compartment jointly lockable	Pintle	-
Double compartment jointly lockable	Pintle	-
Double compartment jointly lockable	Pintle	-
Double compartment jointly lockable	Pintle	-
Double compartment jointly lockable	Pintle	-
Double compartment jointly lockable	Pintle	-
Double compartment jointly lockable	Pintle	-

**W** **Hinged doors for compartment width** **mm**

Door height 1600 mm

Specification	Hinge pins mounted	Door

#### Hinged door for cylinder lock, rotary knob safety lock, locking mechanism, coin deposit lock on request

1 door (single-leaf: 1 x 600 mm) excluding lock <b>Separately lockable</b>	
2 doors (double-leaf: 2 x 300 mm/400 mm), excluding lock, separately lockable	

Solid sheet	Pintle	Plain
Solid sheet	Pintle	Perforated
Solid sheet	Pintle	Plain
Solid sheet	Pintle	Perforated


#### Hinged door for combination lock

1 door (single-leaf: 1 x 600 mm) excluding lock
2 doors (double-leaf: 2 x 300 mm/400 mm) excluding lock

Solid sheet	Pintle	Plain
Solid sheet	Pintle	Perforated
Solid sheet	Pintle	Plain
Solid sheet	Pintle	Perforated



Huwil and DOM laminar cylinder lock



Rotary knob safety lock



Locking mechanism



Combination lock

### Locking systems


#### Separately lockable

Designation	Art. no.
Huwil laminar cylinder lock with 2 keys	<b>11.097.000</b>
DOM laminar cylinder lock with 2 keys	<b>11.029.000</b>
Rotary knob safety lock without padlock	<b>11.032.000</b>
Locking mechanism single-bar / on right, without padlock	<b>11.033.000</b>
Safe-O-Mat coin deposit lock	-

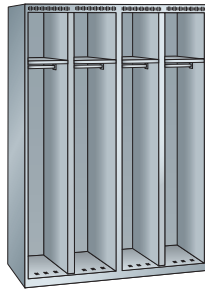
#### Combination lock

The lock is opened with a pre-set number combination and can be individually adjusted. The combination can be changed at any time. Fastening material included.

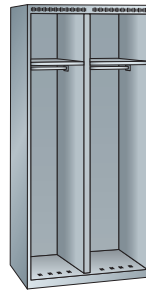
Door stop	Width mm	Height mm	Art. no.
Right	61	26	<b>94.882.000</b>



Housing **600 mm wide**  
for 1 door (single-leaf) /  
housing for 2 doors (double-leaf)



Housing **1200 mm wide**  
for 2 doors (single-leaf) /  
housing for 4 doors (double-leaf)



Housing **800 mm wide**  
for 1 door (single-leaf) /  
housing for 2 doors (double-leaf)



Cabinet systems

### 2 x 300

Art. no.

94.126.XXX

94.144.XXX

94.135.XXX

94.129.XXX

94.147.XXX

94.138.XXX

94.132.XXX

94.150.XXX

94.141.XXX

### 4 x 300

Art. no.

94.127.XXX

94.145.XXX

94.136.XXX

94.130.XXX

94.148.XXX

94.139.XXX

94.133.XXX

94.151.XXX

94.142.XXX

### 2 x 400

Art. no.

94.128.XXX

94.146.XXX

94.137.XXX

94.131.XXX

94.149.XXX

94.140.XXX

94.134.XXX

94.152.XXX

94.143.XXX

### 1 x 600 / 2 x 300

Art. no.

### 2 x 600 / 4 x 300

Art. no.

### 2 x 400

Art. no.

Please note the respectively required  
number of doors

94.202.XXX

2 x 94.202.XXX

-

-

94.207.XXX

2 x 94.207.XXX

-

-

94.203.XXX

2 x 94.203.XXX

-

94.204.XXX

94.208.XXX

2 x 94.208.XXX

-

94.209.XXX

94.216.XXX

2 x 94.216.XXX

-

-

94.221.XXX

2 x 94.221.XXX

-

-

94.217.XXX

2 x 94.217.XXX

-

94.218.XXX

94.222.XXX

2 x 94.222.XXX

-

94.223.XXX



➤ For on-site forced ventilation,  
air valve see page 758/759

#### Master key system

Each cabinet is fitted with a unique lock, requiring a unique key. However, a masterkey/collective key will open all the locks in the master key system. A master key system (DOM) with pin tumble cylinders offers qualitative benefits and can be extended. Collective locking systems (Huwil) using laminar cylinders offer the same functions of a master key system, but with fewer lock variations. On request.

Designation	Art. no.
Cylinder lock for collective locking system, lock HS 10685 TE, make: Huwil, with 2 keys	11.099.000
Collective key, make: Huwil	11.051.000
Cylinder lock for master key system, make: DOM, with 2 keys	11.031.000
Master key, make: DOM	20.040.000



➤ For locking systems  
see page 118/119

**Note:** Simultaneously locking and further  
locking systems on request.

➤ For colour information see  
bookmark or fold-out



#### Colours

Housing and doors available in 12 standard  
colours. Multi-colour paint finishes also possible.  
When ordering, please use the desired  
three-digit colour code (instead of XXX).  
Customised colours on request.

## Cabinet accessories Substructures

### Base single-sided (for 1 cabinet)

Welded steel construction with angle profiles and adjustable plastic legs for levelling.  
Colour: anthracite grey, RAL 7016.



For housing width mm	Base depth mm	stand height mm	Specification	Art. no.	
600	500	150	Single-sided	94.252.000	
800	500	150	Single-sided	94.253.000	
900	500	150	Single-sided	94.254.000	
1200	500	150	Single-sided	94.255.000	

### Base double-sided (for 2 cabinets, back-to-back)

Welded steel construction with angle profiles and adjustable plastic legs for levelling.  
Colour: anthracite grey, RAL 7016.



For housing width mm	Base depth mm	stand height mm	Specification	Art. no.	
600	1000	150	Double-sided	94.264.000	
800	1000	150	Double-sided	94.265.000	
900	1000	150	Double-sided	94.266.000	
1200	1000	150	Double-sided	94.267.000	

### Bench base single-sided (for 1 cabinet), free-standing

Steel construction with adjustable plastic legs for levelling. Two bench slats, 35 x 105 mm, made of plastic, WPC profile for better wet cleaning, high stability. Colour: anthracite grey, RAL 7016.



For housing width mm	Bench depth mm	Bench height mm	Specification	Art. no.	
600	300	435	Single-sided	94.946.000	
800	300	435	Single-sided	94.947.000	
900	300	435	Single-sided	94.948.000	
1200	300	435	Single-sided	94.949.000	

### Bench base double-sided (for 2 cabinets, back-to-back), free-standing

Steel construction with adjustable plastic legs for levelling. Two bench slats, 35 x 105 mm, made of plastic, WPC profile for better wet cleaning, high stability. Colour: anthracite grey, RAL 7016.

For housing width mm	Bench depth mm	Bench height mm	Specification	Art. no.	
600	300	435	Double-sided	94.950.000	
800	300	435	Double-sided	94.951.000	
900	300	435	Double-sided	94.952.000	
1200	300	435	Double-sided	94.953.000	





### Bench base stands single-sided (for 1 cabinet), standing in a row

Push-fit steel construction with adjustable plastic legs for levelling. Bases and bench slats are screwed together to form a stable overall construction. The following applies to each row of cabinets: Number of bases = number of cabinets +1. Colour: anthracite grey, RAL 7016.

Specification	Individual stand height mm	Art. no.	
Single-sided	400	<b>94.942.000</b>	



### Bench base stands double-sided (for 2 cabinets, back-to-back), standing in a row

Push-fit steel construction with adjustable plastic legs for levelling. Bases and bench slats are screwed together to form a stable overall construction. The following applies to each row of cabinets: Number of bases = number of cabinets +1. Colour: anthracite grey, RAL 7016.

Specification	Individual stand height mm	Art. no.	
Double-sided	400	<b>94.943.000</b>	

### Bench

Welded steel construction with angle profiles and adjustable plastic legs for levelling. Plastic bench slats in WPC profile for better wet cleaning, high stability. Colour: anthracite grey, RAL 7016; bench slats, grey.

Bench length mm	Bench depth mm	Bench height mm	Art. no.	
1500	350	435	<b>94.197.000</b>	
2000	350	435	<b>94.198.000</b>	
2500	350	435	<b>94.199.000</b>	



### Two bench slats

35 x 105 mm, made of plastic, WPC profile for better wet cleaning, max. end projection 100 mm, slat joint always over a base, high stability, with end caps, including fastening material, colour: grey.

Bench slat length mm	Art. no.		Bench slat length mm	Art. no.	
600	<b>11.352.000</b>		2400	<b>11.369.000</b>	
800	<b>11.353.000</b>		2700	<b>11.571.000</b>	
900	<b>11.354.000</b>		3000	<b>11.574.000</b>	
1200	<b>11.357.000</b>		3200	<b>11.576.000</b>	
1800	<b>11.363.000</b>		3600	<b>11.580.000</b>	



### i Tip

#### Accessories

Upon presentation of a layout plan, the bases are available at little cost for single- and/or double-sided construction in a row. In addition, less cleaning is required thanks the small number of leg supports.



## Cabinet accessories

### Shoe rack and separate components

#### Shoe rack, folding upwards

Suitable for bench bases, free-standing or standing in a row. Can be attached to the bases using attachment brackets without screws. The attachment brackets are assembled with the shoe racks at the factory. Shoe racks pivot-mounted and folding upwards. Required number: 1 piece per clothes locker. Colour: attachment brackets anthracite grey, RAL 7016; shoe racks galvanised.



For housing width mm	Distance between stands mm	Shelf length mm	Specification	Art. no.
600	310	285	Free-standing	94.966.000
800	510	485	Free-standing	94.967.000
900	610	585	Free-standing	94.968.000
1200	910	885	Free-standing	94.969.000
600	455	430	Standing in a row, edge section	94.970.000
800	655	630	Standing in a row, edge section	94.971.000
900	755	730	Standing in a row, edge section	94.972.000
1200	1055	1030	Standing in a row, edge section	94.973.000
600	600	575	Standing in a row, middle section	94.974.000
800	800	775	Standing in a row, middle section	94.975.000
900	900	875	Standing in a row, middle section	94.976.000
1200	1200	1175	Standing in a row, middle section	94.977.000

#### Shoe rack, fixed

Suitable for bench bases, free-standing or standing in a row. Can be attached to the bases using attachment brackets without screws. Shoes racks permanently connected to attachment brackets with clips. Required number: 1 piece per clothes locker. Colour: attachment brackets anthracite grey, RAL 7016; shoe racks galvanised.



For housing width mm	Distance between stands mm	Shelf length mm	Specification	Art. no.
600	310	336	Free-standing	94.954.000
800	510	536	Free-standing	94.955.000
900	610	636	Free-standing	94.956.000
1200	910	936	Free-standing	94.957.000
600	455	481	Standing in a row, edge section	94.958.000
800	655	681	Standing in a row, edge section	94.959.000
900	755	781	Standing in a row, edge section	94.960.000
1200	1055	1081	Standing in a row, edge section	94.961.000
600	600	626	Standing in a row, middle section	94.962.000
800	800	826	Standing in a row, middle section	94.963.000
900	900	926	Standing in a row, middle section	94.964.000
1200	1200	1226	Standing in a row, middle section	94.965.000



### Name plate

Self-adhesive name plate including white, replaceable paper for individual labelling.  
Specification: plastic.

Specification	Width mm	Height mm	Art. no.
plastic	60	23	<b>10.754.000</b>

### Number plate

Self-adhesive number plate with black engraved inlaid numbers. Specification: Astralon (plastic).

Specification	Width mm	Height mm	Art. no.
Astralon	40	20	<b>11.499.000</b>

### Drip tray

Placed on the housing floor. The entire floor area is not covered when the compartment width is 400 mm.  
Specification: plastic. Colour: black.

Width mm	Depth mm	Height mm	Art. no.
296	440	-	<b>11.052.000</b>

### Mirror

Self-adhesive, sanded edges.

Width mm	Depth mm	Height mm	Art. no.
150	-	150	<b>11.060.000</b>

### Sliding divider

Hangs from clothes rail, sliding. For dividing individual compartments, e.g. for outside and work clothing.  
Specification: sheet steel, folded. Colour: light grey, RAL 7035.

Width mm	Depth mm	Height mm	Art. no.
400	-	1220	<b>11.065.000</b>

### Bathroom slipper holder / shower gel holder

Fastened to the inside of the door with 2 blind rivets. Specification: curved round steel Ø 5 mm, including fastening material. Colour: black.

Width mm	Depth mm	Height mm	Art. no.
120	-	410	<b>94.169.000</b>

### Soap dish

Width mm	Depth mm	Height mm	Art. no.
110	85	40/20	<b>11.089.000</b>

### towel holder

Fastened to the inside of the door with 2 blind rivets. Specification: curved round steel Ø 5 mm, including fastening material. Colour: black.

Width mm	Depth mm	Height mm	Art. no.
215	-	60	<b>94.170.000</b>



## Cabinet accessories

### Ventilation ducts and suction nozzles



#### Ventilation ducts, height 100 mm, horizontal

Specification: welded sheet steel construction, retrofitted, including sealing and fastening material. Installation of ventilation ducts and of the suction nozzle as well as connection to exhaust system on-site.

Colour: according to colour chart.

For housing width mm	Depth mm	Specification	Art. no. 
600	500	Complete	94.675.XXX
800	500	Complete	94.676.XXX
900	500	Complete	94.677.XXX
1200	500	Complete	94.678.XXX
600	500	Row, initial part	94.681.XXX
800	500	Row, initial part	94.682.XXX
900	500	Row, initial part	94.683.XXX
1200	500	Row, initial part	94.684.XXX
600	500	Row, middle part	94.687.XXX
800	500	Row, middle part	94.688.XXX
900	500	Row, middle part	94.689.XXX
1200	500	Row, middle part	94.690.XXX
600	500	Row, end part	94.693.XXX
800	500	Row, end part	94.694.XXX
900	500	Row, end part	94.695.XXX
1200	500	Row, end part	94.696.XXX



#### Suction nozzle, straight

For horizontal ventilation ducts, specification: sheet steel, galvanised.

Ø mm	Height mm	Art. no.
100	100	94.697.000






## Ventilation ducts, height 50/200 mm, inclined

Specification: welded sheet steel construction, retrofitted, including sealing and fastening material. Installation of ventilation ducts and of the suction nozzle as well as connection to exhaust system on-site.

Colour: according to colour chart.

For housing width mm	Depth mm	Specification	Art. no. 
600	500	Complete	94.747.XXX
800	500	Complete	94.748.XXX
900	500	Complete	94.749.XXX
1200	500	Complete	94.786.XXX
600	500	Row, initial part	94.789.XXX
800	500	Row, initial part	94.790.XXX
900	500	Row, initial part	94.791.XXX
1200	500	Row, initial part	94.792.XXX
600	500	Row, middle part	94.795.XXX
800	500	Row, middle part	94.796.XXX
900	500	Row, middle part	94.797.XXX
1200	500	Row, middle part	94.798.XXX
600	500	Row, end part	94.864.XXX
800	500	Row, end part	94.865.XXX
900	500	Row, end part	94.866.XXX
1200	500	Row, end part	94.867.XXX



## Suction nozzle, inclined

For inclined ventilation ducts, specification: sheet steel, galvanised.

Ø mm	Height mm	Art. no.
100	100	94.868.000

